


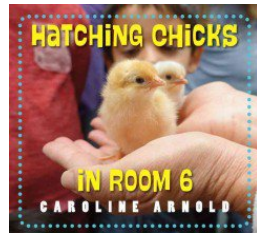




# Chickety Chicken

## Read!



## Rhyme!

*The Hens in the Coop*  
Tune: Wheels on the Bus  
The hens in the coop go  
cluck cluck cluck  
cluck, cluck cluck  
cluck cluck cluck  
The hens in the coop go  
cluck cluck cluck  
all around the farm!



*10 Fuzzy Chicks*  
by JBrary

The chicks in the yard go cheep....  
The rooster on the fence goes cock-a-doodle-doo.  
(Source: Harris County Public Library)

## Play!

Pretend you are a chicken living on a farm. How would you move? What would you eat? Where would you sleep? What color would you be?



## Make!


Materials Needed:

- thick black marker
- white, green, red, and orange paper
- toilet paper roll
- scissors
- glue



- 1) Use black marker to trace hand on white paper.
- 2) Add details: wing, eye, and feathers.
- 3) Use scissors to cut around hand,
- 4) Cut roll to desired height and add two slits for the chicken to sit in.
- 5) Use red and orange paper to make comb and beak. Glue to chicken.
- 6) Wrap green paper around roll, cut fringe to create grass.
- 7) Slide chicken into slits on roll.

## Sing!



*I Know a Chicken*  
by Laurie Berkner Band



*Chicken Dance* by Dora the Explorer

## Sign!



*American Sign Language: Chicken*

## Experiment!



*Easily Remove Egg Shell*

## Cook!



*Chicken Nugget Dip!*

