





Summer

Read



Make

Painting With Ice

Materials Needed:

- 1 cup of water
- Food coloring
- Popsicle sticks
- Ice cube tray



- 1) Pour your water into your ice cube tray evenly
- 2) Add a tiny drop of food coloring to cubes and mix well
- 3) Place a short popsicle stick into each cube
- 4) Freeze for 4 to 6 hours or overnight
- 5) Pull on the sticks to remove from the tray
- 6) Cover work surface to prevent stains
- 7) Use popsicle sticks as handles to paint with cubes and the fun can begin!



PPLD Summer Adventure KidsMAKE: 3-D Garden Art from Pikes Peak Library District

Sing

Picked A Strawberry

Tune: Clementine

Include hand movements for picking and washing!

Picked a strawberry, picked a strawberry
That was growing in the sun.
Then I washed it, and I ate it,
And I picked another one!

Other verses: blueberry, blackberry,
huckleberry, raspberry



Mr. Sun from Raffi

Rhyme

Five hungry ants marching in a line,
They come upon a picnic
Where they could dine.
They march into the salad,
They march into the cake,
They march into the pepper.
Uh-oh, that was a mistake!
Aa aa aa aa-CHOO!
Four hungry ants marching in a line...

Move



Sidewalk Obstacle Course from Playtivities

Talk

Did you know that talking with your child increases their vocabulary and prepares them for reading? Discuss today's stories by asking your child leading questions. What are some activities they enjoy doing during the summer? What sorts of things do they see only in the summertime? Discuss summer safety tips like drinking water and wearing sunscreen!

Use chalk to create an obstacle course on the sidewalk! Include activities like dancing, jumping, hopping, turning around, jumping on 1 foot, clapping, or going backwards. You could even include rocks or other objects for an added challenge. Get outside and get moving!

