

Sing



Leaves Are Falling: Storytime Song by Jbrary – a lovely fall song to sing and encourage lots of movement! Can you make up another verse together?

Cook

Cooking together is a wonderful way to introduce new vocabulary and even math concepts to your child! Use chocolate kisses, mini Nilla wafers, melted chocolate, and mini chocolate chips to build these darling acorns.

Try a peanut butter version with Nutter Butter cookies and peanut butter chips. Replace frosting as the “glue” instead of melted chocolate. Use a tiny pretzel stick for the stem. All super cute!



Fall

Make

Leaf Window Art

Materials Needed:

- clear contact paper
- leaves
- grasses
- twigs
- flower petals
- ribbon
- hole punch







- 1) Simply lay a piece of clear contact paper, sticky side up, on the table. You can tape the paper to the table to keep it from slipping.
- 2) Have your child place the leaves, grasses and flower petals in their own design on the sticky paper.
- 3) When they are finished place another piece of contact paper on top and trim the artwork into any shape you desire.
- 4) Punch a hole at the top and thread ribbon for hanging your new masterpiece in the window. To simplify this craft, put just one leaf inside and you've quickly got a great decoration! Or, try finding different kinds of leaves for a collection effect!

Talk

By talking about colors and shapes, even if your child does not yet understand all you say, you are helping your child develop language and laying a strong foundation for later reading.

Read



Rhyme

Pumpkin, pumpkin on the ground, (touch the ground)
How'd you get so big and round? (make a big circle)
Once you were a seed so small, (pinch fingers together)
Now you are a great big ball! (make a big circle)
Pumpkin, pumpkin on the ground, (touch the ground)
How'd you get so big and round? (make a big circle)