

Water

Talk

When you read books on new topics with your child, it expands their vocabulary and helps them learn how to read! All talk is positive, so whether you are explaining the names of different sea creatures or having your child point out their favorite one, anything that gets your child excited and talking is great!

Play

Ocean Sensory Play!
Freeze shaving cream mixed with blue food gel coloring and create a fun, sensory, ocean experience! Take it to the next level by adding little sea creatures!



Sing

The waves in the sea go up and down,
Up and down, up and down,
The waves in the sea go up and down,
All the day long!

The sharks in the sea go chomp, chomp, chomp...
The fish in the sea go swish, swish, swish...
The diver in the sea gives a wave, wave, wave....

Explore



Take a field trip without leaving home with this live stream of a tropical reef!

Tropical Reef Camera from Explore.org


Make







Using playdough, rocks, leaves, sticks, and anything else you can think of, create a river habitat (there doesn't have to be an animal home)! Visit Gale to learn what rivers are made of!

Experiment


Learn about the consequences of water pollution. Pour some water in a bowl and add enough oil to cover the surface. Using utensils, work together to try to remove all the oil. You can also dip feathers in the oil and try to scrub them clean (wildlife organizations use dish soap), to show how harmful oil spills can be to wildlife. Talk about ways your family can be good to your environment!



Read



Sign



Learn the sign language sign for Rain! Hold your hands up in front of you, spread your fingers, and bring them down like they are raindrops falling down!