





Art & Creativity

Read!



Sing!

Tune: Wheels on the Bus
The paintbrush on the paper goes
swish, swish, swish,
swish, swish, swish,
swish, swish, swish,
The paintbrush on the paper goes
swish, swish, swish,
All day long!

Verses:

The pencil on the paper goes
skritch, scratch, skritch...
The crayon on the paper goes
scribble, scribble, scribble...
The play dough on the table goes
squish, squish, squish...

Play!

Materials Needed:

- Cotton rounds
- Tempera paint
- Mallet
- 4" or 5" paper squares
- Tarp or drop cloth



- 1) Cut out paper squares
- 2) Set up a work area on top of tarp or drop cloth
- 3) Squeeze paint onto paper
- 4) Cover with a cotton round or two
- 5) Smash with mallet!

Write!

Did you know creating art helps children learn writing skills, strengthens their hand muscles, shows them cause and effect, helps children realize that pictures/symbols stand for real things, and encourages them to make choices and try out ideas?

Make!



PPLD KidsMAKE: Eric Carle Inspired Painted Collage Mobile



PPLD KidsMAKE: Paper Sculptures that POP!



PPLD KidsMAKE: Magnet Tracks